


Vasa Regalis[©] - Print &

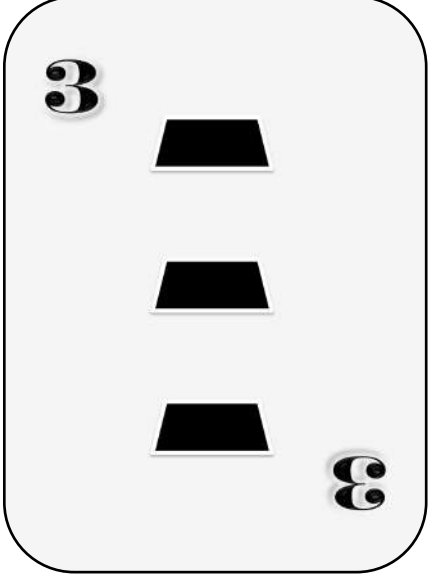
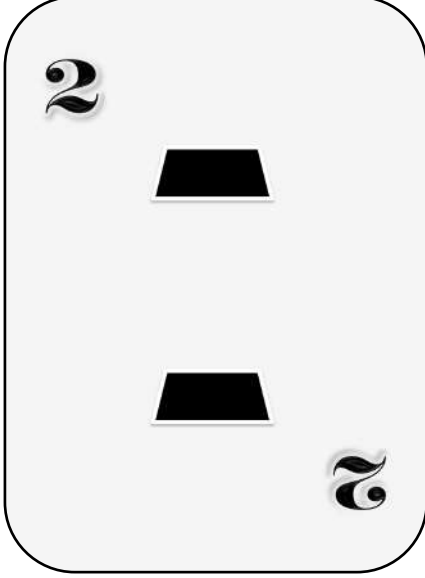
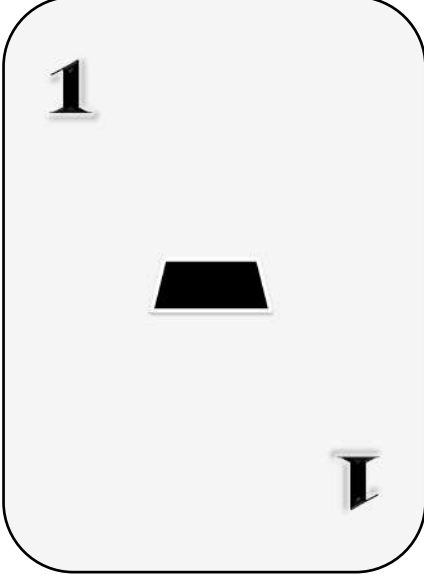
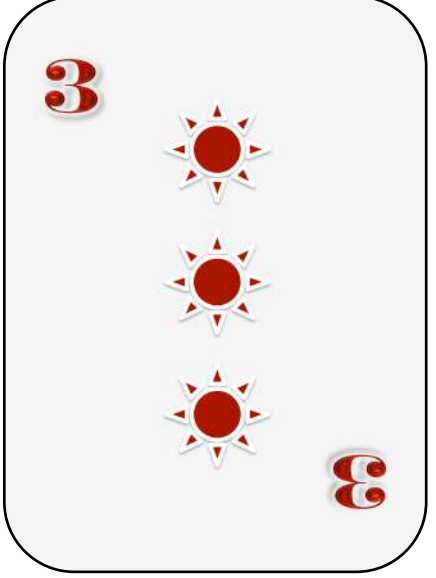


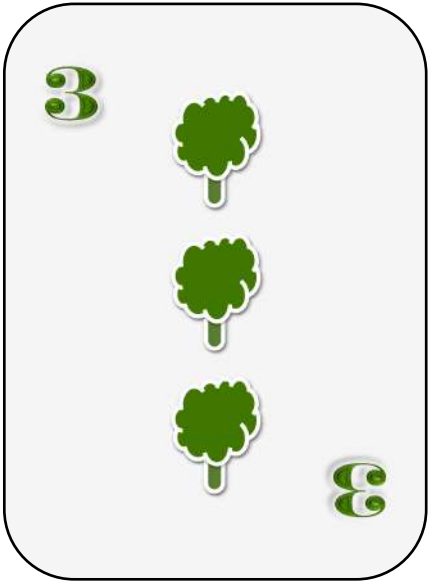

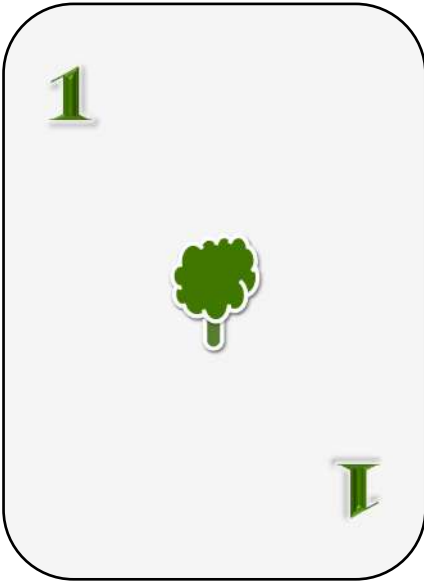











Instructions

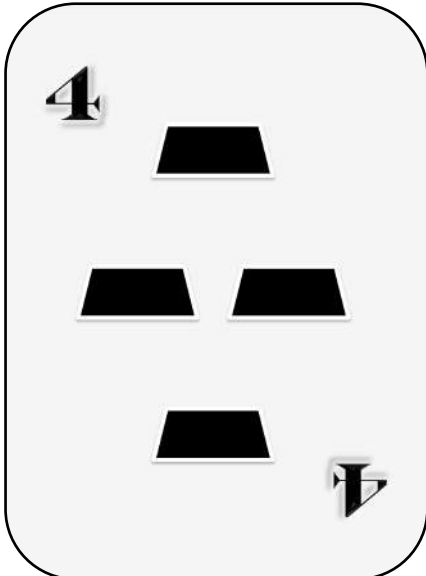
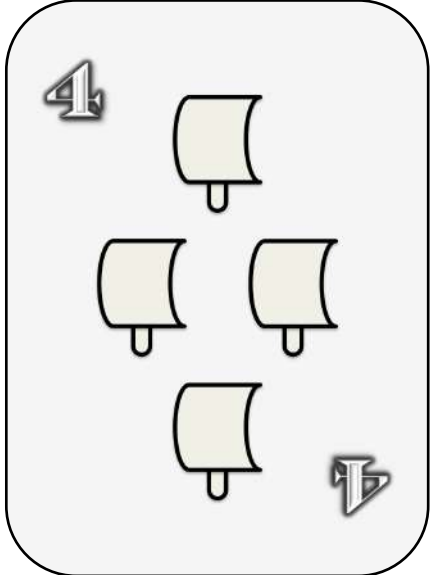
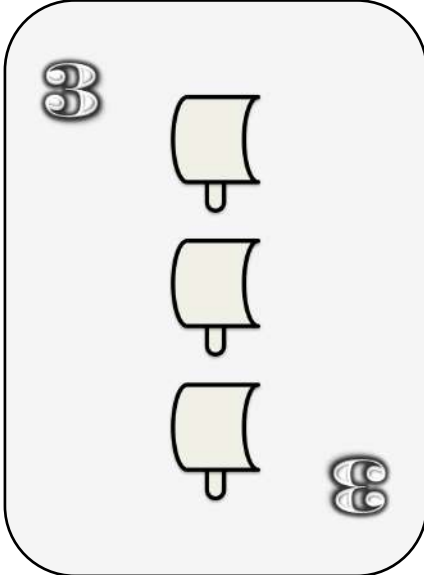

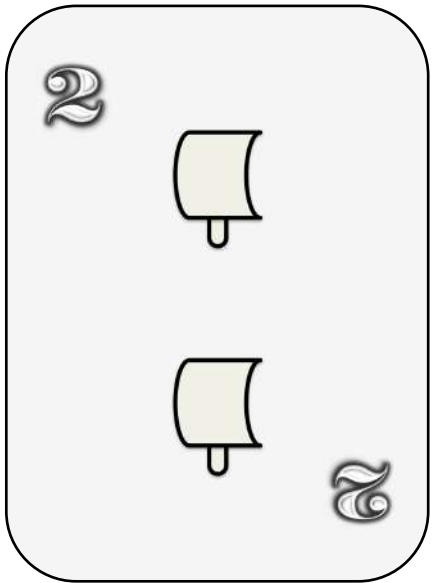
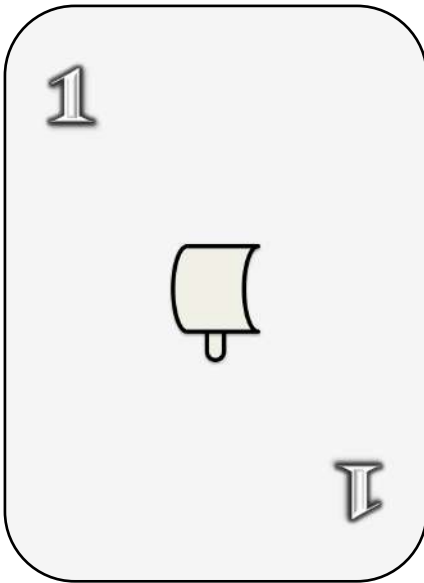

1. Print the following pages 2-5 double-sided on thick paper
2. (even pages are the fronts of the cards and odd pages are the backs)
2. Material cards (3 green, 3 red, 3 black)
4. Material cards (1 green, 1 red, 1 black, 4 white), Rule cards (2)
3. For 5-6 player version, print pages 6-9 double-sided on thick paper
 6. Material cards value 5 (1 green, 1 red, 1 black, 1 white)
 7. Material cards 5th color (5 brown)
 8. Material cards 6th color (5 yellow), Rule card (1)
4. Cut out the cards with a sharp knife or scissors (9 per sheet)
5. Read the rule cards or download the rules from
6. <http://novasuecia.se/regalis/files/Regalis%20Card%20Rules.pdf>
7. Enjoy your game!

Vasa Regalis - Print & Play is free but we would appreciate feedback (both about what is good and what may be better) to nicholas.hjelmsberg@gmail.com.

A printed version is available at <https://www.thegamecrafter.com/games/vasa-regalis-the-card-game>.







RULE CARD 2

After 4 rounds, reveal the cards in 1 pile at the time and add the total value of the 4 cards.

If all piles have the same total value, the game ends in a draw. Otherwise, proceed as follow:

First, the King will inspect the pile or piles with the **lowest total value**. If no other player placed a card of lower value than you, you are blamed and **lose the game**. If all players placed a card of value 1 in those piles, the ship sinks and all **lose the game**.

RED AND BLACK LOSE

Second, you will benefit if you spent the least material on the pile or piles with the **highest total value**. If you did not lose and placed a card of lower value than any other player, you are rewarded and **win the game**. To break a tie, check the pile or piles with the next highest total value.

GREEN WINS

Congratulations, you earned the King's favor and kept most material for yourself!

ROUND SUMMARY

PHASES

- Build:** Place 1 card face down to a pile

- Inspect:** Look at 1 card (in a pile or on a hand)

- Fix:** Replace 1 card (from a pile or your hand)

SCORING

- Count total value of each pile
- Lowest value: Players playing lowest lose
- Highest value: Players playing lowest win



RULE CARD 1

The King would like to welcome you to the Royal Shipyard. Your task is to build the greatest ship that the world has ever seen. At your disposal, you have the materials of wood (green), sculptures (red), iron (black), and cloth (white) numbered 1 to 4. Spare no costs! (Nevertheless, you want to keep as much material for yourself as possible.)


- ♣ 2 players: Choose 2 colors and take the 8 cards. You win if 1 of your colors wins.
- ♣ 3 players: Choose 1 color and take the 4 cards. Shuffle the 4th color and place the cards in 4 piles face down. The 4th color is a neutral player.
- ♣ 4 players: Choose 1 color and take the 4 cards.

The game is played over 4 rounds with 3 phases. Choose a Captain to start each phase and play it in clockwise order before starting the next phase. Pass the Captain card to the left after the round.

1. **Build:** Start a new pile and place 1 card to it face down. Each pile should end up with 4 cards of different colors and unknown values.
2. **Inspect:** Look at 1 other player's card, either in a pile or in a player's hand. Only you may look.
3. **Fix:** Optionally replace 1 of your cards in a pile, either from your hand or from another pile.




5



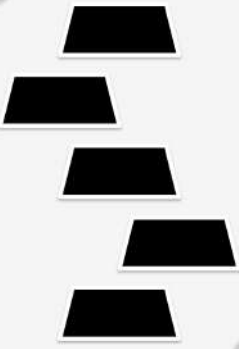
5

5



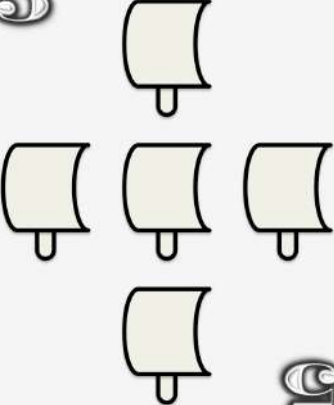
5

5




5

5




5

1




1

2



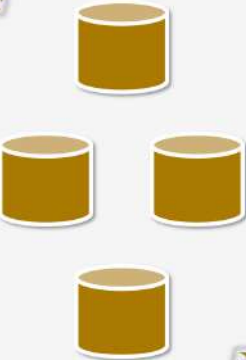
2

3



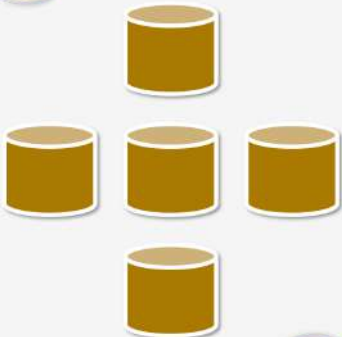
3

4



4

5



5

