

POLITEIA



Instructions

1. Print the following pages 2-7 single-sided and 8-9 double-sided on thick paper.
 - 2-3: Action tiles (12)
 - 4: Hades/Elysion mat (1)
 - 5-7: Game board
 - 8-9: Citizens (135), Action markers (15)
2. Cut out the components with a sharp knife or scissors.
3. Add suitable tokens
 - 35 cubes (10 grain, 5 marble, 5 metal, 5 oil, 5 pottery, 5 wine)
4. Download the rules from <http://novasuecia.se/politeia/files/Politeia%20Rules.pdf>
5. Enjoy your game!

Politeia - Print & Play is free but we would appreciate feedback (both about what is good and what may be better) to nicholas.hjelmberg@gmail.com.

A printed version is available at <https://www.thegamecrafter.com/games/politeia>.

IMPORT

The diagram shows a sack icon at the top left. Below it, two stacks of coins are shown. The top stack is connected by an equals sign to a ship icon. The bottom stack is also connected by an equals sign to a ship icon. At the bottom, there are four circular icons: a white circle with a black helmet, a black circle with a white helmet and a yellow '+1' circle, a black circle with a white helmet and a yellow '0' circle, and a black circle with a white helmet and a yellow '-2' circle above and a yellow '-1' circle below.

PRODUCE

The diagram shows a sack icon at the top left. Below it, two stacks of coins are shown. The top stack is connected by an equals sign to a yellow '+1' circle and a wheat stalk icon. The bottom stack is connected by an equals sign to a yellow '+1' circle and a wheat stalk icon. At the bottom, there are four circular icons: a white circle with a black helmet, a black circle with a white helmet and a yellow '+1' circle, a black circle with a white helmet and a yellow '0' circle, and a black circle with a white helmet and a yellow '-2' circle above and a yellow '-1' circle below.

TAX

The diagram shows a sack icon at the top left. Below it, two stacks of coins are shown. The top stack is connected by an equals sign to a yellow '+2' circle. The bottom stack is connected by an equals sign to a yellow '+1' circle. At the bottom, there are four circular icons: a white circle with a black helmet, a black circle with a white helmet and a yellow '+1' circle, a black circle with a white helmet and a yellow '0' circle, and a black circle with a white helmet and a yellow '-2' circle above and a yellow '-1' circle below.

COLONIZE

The diagram shows a coin icon with a plus sign at the top left. Below it, two stacks of coins are shown. The left stack is connected to the right stack by a horizontal line. The right stack is connected by an equals sign to a yellow '-1' circle. At the bottom, there are four circular icons: a white circle with a black helmet, a black circle with a white helmet and a yellow '+1' circle, a black circle with a white helmet and a yellow '0' circle, and a black circle with a white helmet and a yellow '-2' circle above and a yellow '-1' circle below.

LEVY

The diagram shows a coin icon with a plus sign at the top left. Below it, two stacks of coins are shown. The left stack is connected to the right stack by a horizontal line. The right stack is connected by an equals sign to a yellow '-1' circle. At the bottom, there are four circular icons: a white circle with a black helmet, a black circle with a white helmet and a yellow '+1' circle, a black circle with a white helmet and a yellow '0' circle, and a black circle with a white helmet and a yellow '-2' circle above and a yellow '-1' circle below.

SUPPORT

The diagram shows a coin icon with a plus sign at the top left. Below it, two stacks of coins are shown. The left stack is connected to the right stack by a horizontal line. The right stack is connected by an equals sign to a yellow '-1' circle. At the bottom, there are four circular icons: a white circle with a black helmet, a black circle with a white helmet and a yellow '+1' circle, a black circle with a white helmet and a yellow '0' circle, and a black circle with a white helmet and a yellow '-2' circle above and a yellow '-1' circle below.


↑ ↓ GROW



=



↑



↑ ↓ SACRIFICE



=



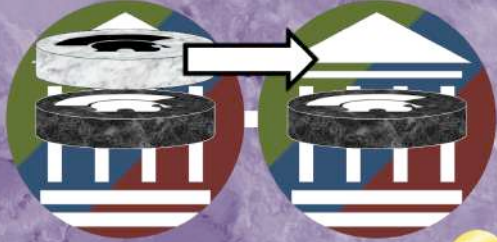


👛 TRADE





=






➔ BATTLE

➔ INTRIGUE

➔ REVOLT

HADES

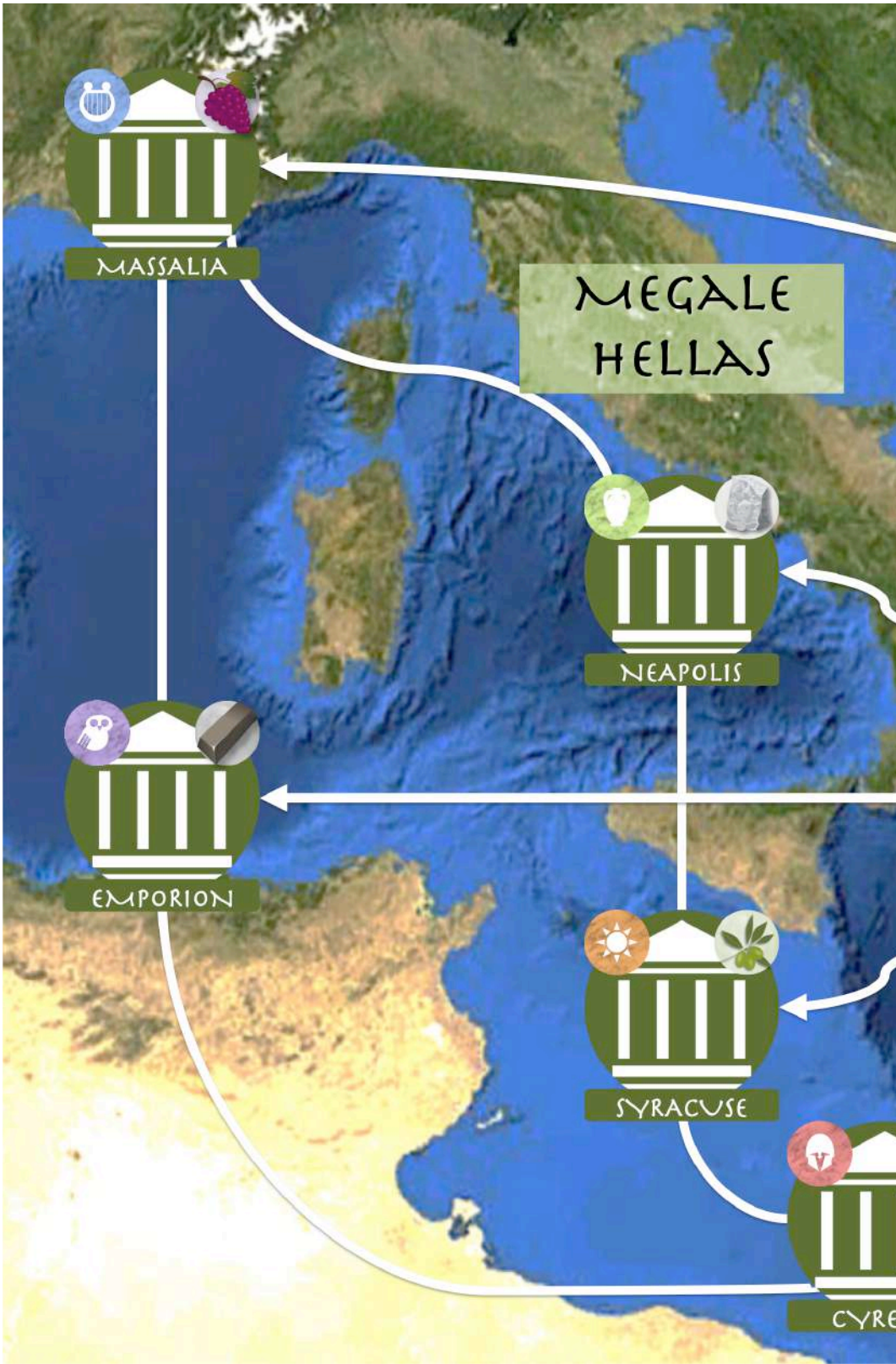


10+



ELYSION





POLITEIA

HELLAS



