

The Mara




Instructions

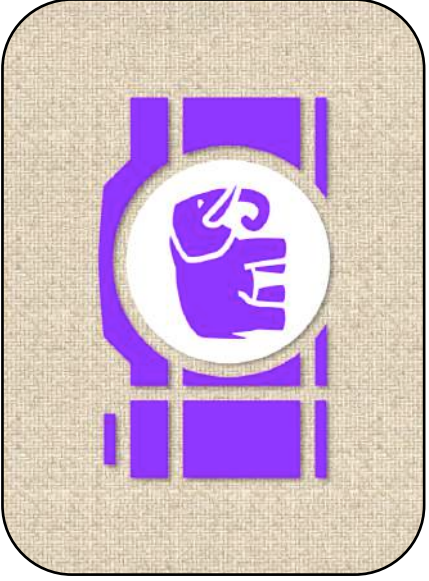

1. Print the following pages 2-11 double-sided on thick paper
 - 2-3: Habitat tiles (30), Kilimanjaro tiles (2)
 - 4-11: Tourist cards (30), Player aides (2)
2. Cut out the components with a sharp knife or scissors.
3. Download the rules from <http://novasuecia.se/mara/files/Mara%20Rules.pdf>
4. Add suitable tokens
 - 6 lodges of any color
 - 4 jeeps of different colors
 - 60 sticks of 4 different colors
5. Enjoy your game!










The Mara - Print & Play is free but we would appreciate feedback (both about what is good and what may be better) to nicholas.hjelmberg@gmail.com.

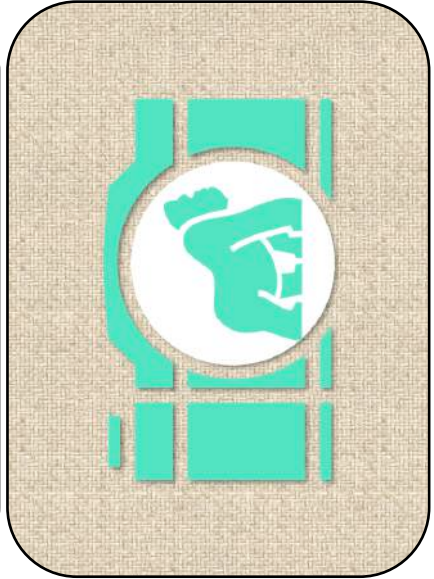
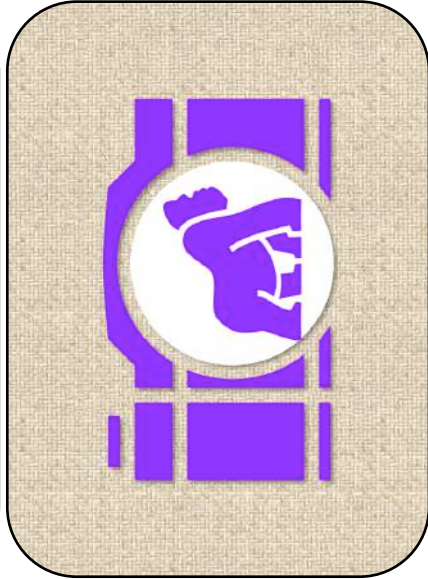
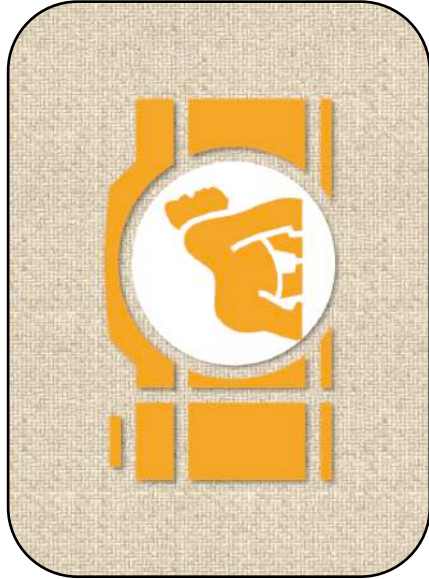
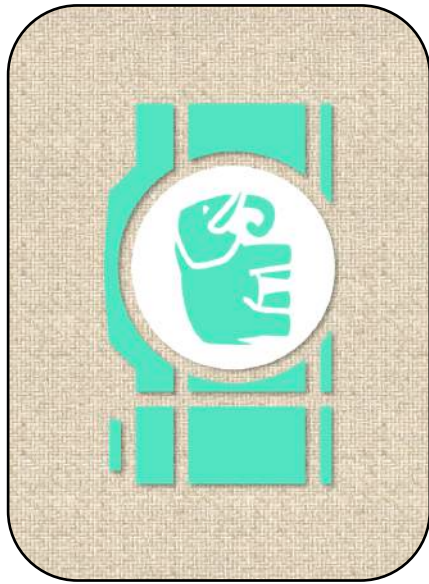
A printed version is available at <https://www.thegamecrafter.com/games/mara>













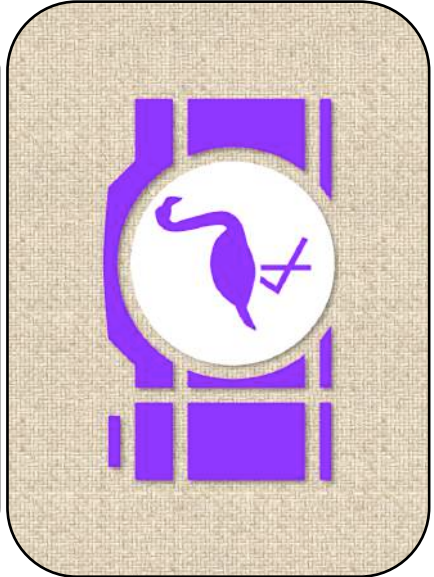
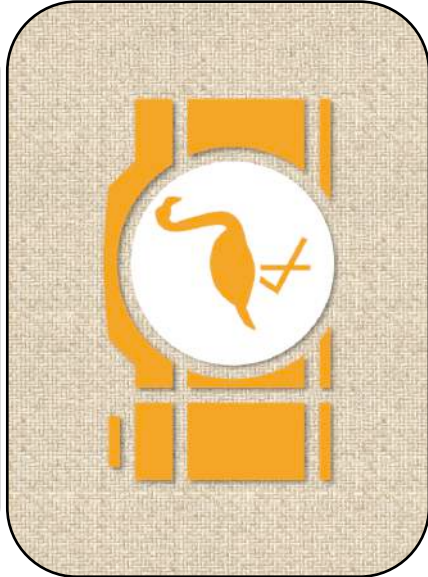

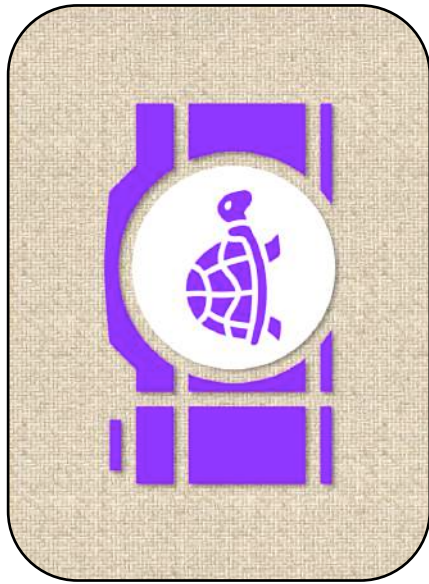






























Tasks

Meet tourists
 🏠 : ≤3 🌿

Guide tourists
 🚗 : 4 - 🌿




Scoring

🌿 🐘 🐎 🐢 🦩 🌸	21
🌿 🐘 🐎 🐢 🦩	15
🌿 🐘 🐎 🐢	10
🌿 🐘 🐎	6
🌿 🐘	3
🌿	1

