



Instructions

1. Print the following pages 2-5 single-sided on thick paper.
 - 2-4: Game board
2. Add physical components
 - 24 houses; 6 white, 6 blue, 6 red, 6 yellow
 - 88 cubes; 12 clear, 36 white, 8 blue, 8 red, 8 yellow, 4 green, 4 orange, 4 purple, 4 black
 - 4 meeples; 1 green, 1 orange, 1 purple, 1 black
 - 4 discs; 1 white, 1 blue, 1 red, 1 yellow
 - 21 dice; 1 white, 4 blue, 4 red, 4 yellow, 2 green, 2 orange, 2 purple, 2 black
 - 1 start player token, 1 castle token, and 1 bag
3. Cut out the components with a sharp knife or scissors.
4. Download the rules from <http://novasuecia.se/dyce/files/Dyce%20Rules.pdf>
5. Enjoy your game!

Dyce - Print & Play is free but we would appreciate feedback (both about what is good and what may be better) to nicholas.hjelmberg@gmail.com.

A printed version is available at <https://www.thegamecrafter.com/games/dyce-hangzhou->









Physical Components

24 houses




88 cubes



4 meeples



4 discs



21 dice



2 tokens, 1 bag

