

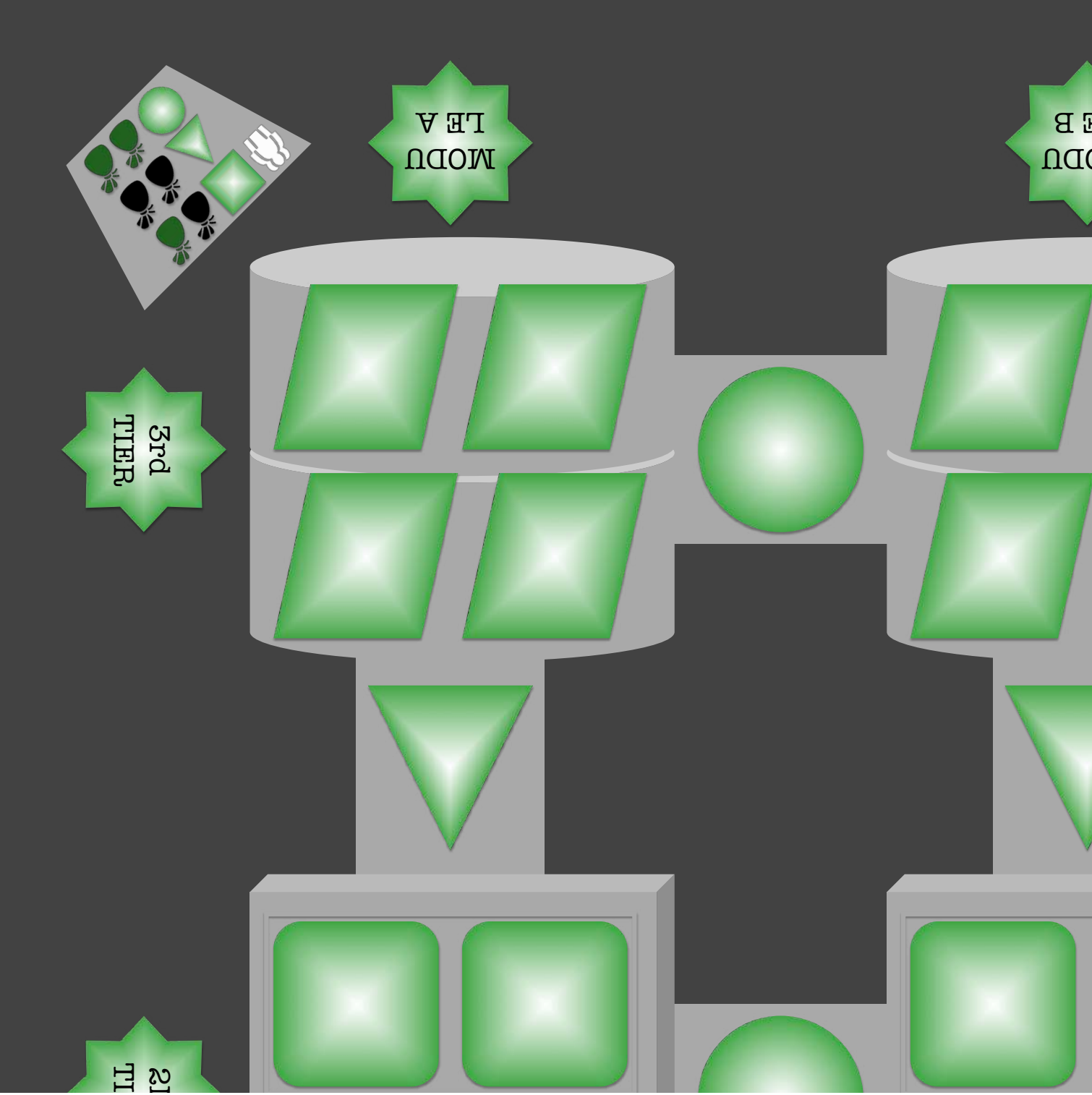
# FIND THE BUG!

## Instructions

1. Print the following pages 2-6 single-sided on thick paper
  2. Game board (2 halves)
  6. Black bug and pass tiles (36)
  7. Green bug and pass tiles (36)
  8. Black and green fix tiles (36)
2. Cut out the boards and tiles with a sharp knife or scissors
3. Add suitable components
  - 6 cloth bags; 3 green and 3 black
  - 54 pawns; 9 blue, 9 yellow, 9 red, 9 green, 9 white and 9 black
  - 38 gems; 2 green, 2 yellow, 2 red, 16 black and 16 white
4. Download the rules from
5. <http://novasuecia.se/bug/files/Bug%20Rules.pdf>
6. Enjoy your game!

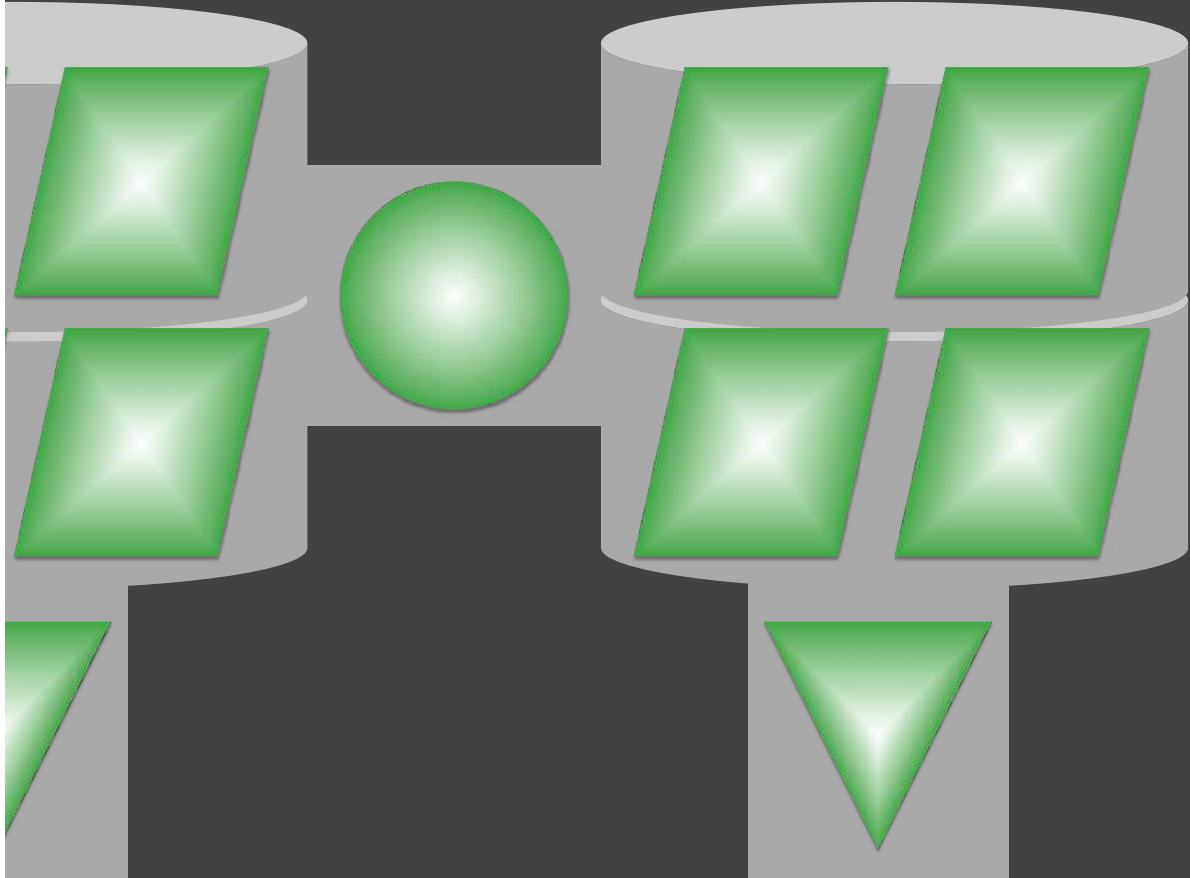

Find the Bug! - Print & Play is free but we would appreciate feedback (both about what is good and what may be better) to [nicholas.hjelmberg@gmail.com](mailto:nicholas.hjelmberg@gmail.com).

A printed version is available at <https://www.thegamecrafter.com/games/find-the-bug->




MODU  
LE C

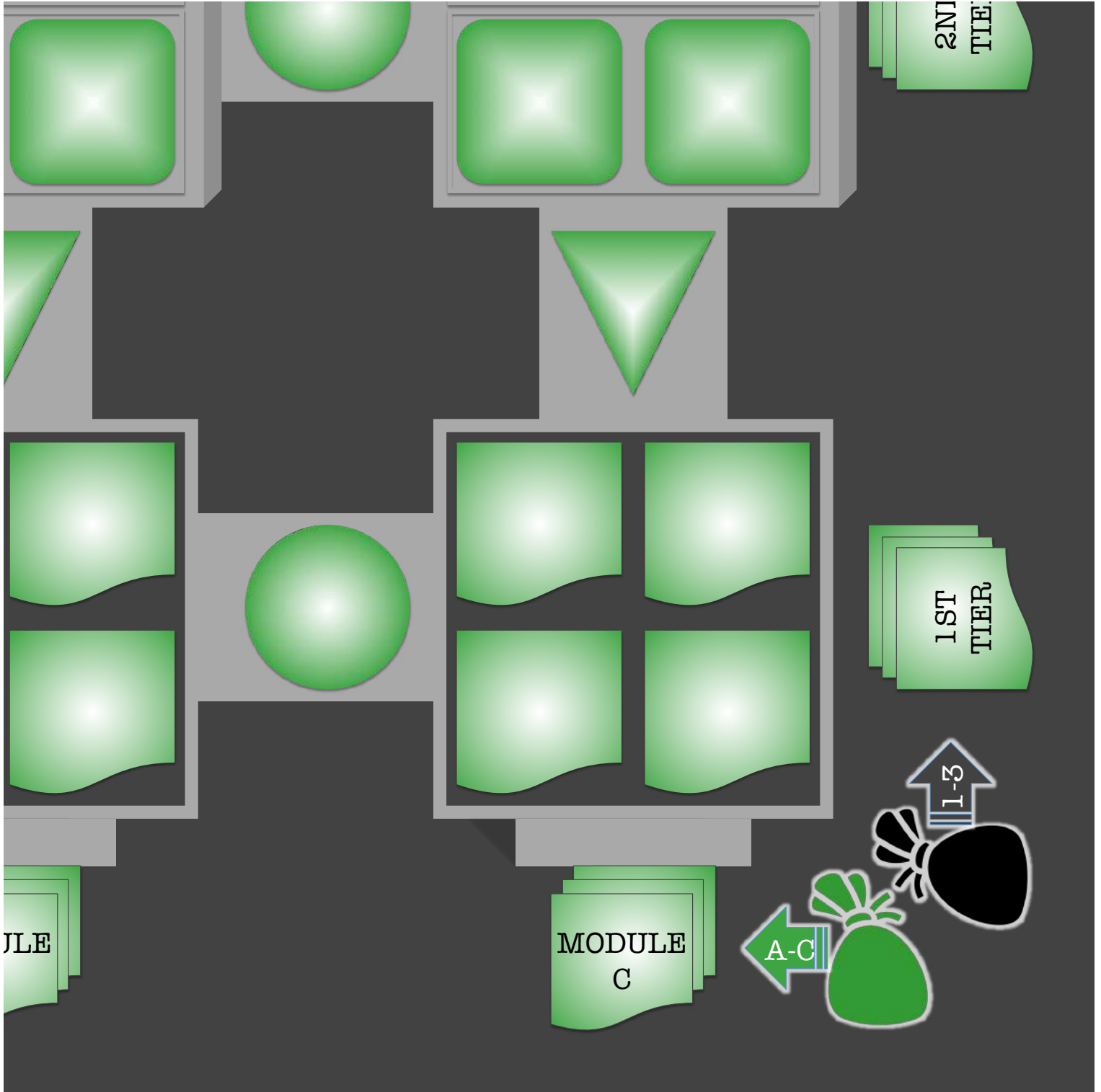
MODU  
LE C



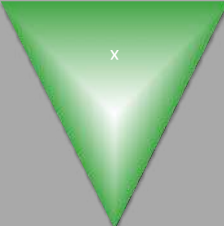

3RD  
TIER




D  
R



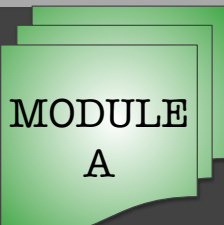
ND  
TIER



1ST  
TIER








































MODULE  
A



MODU  
B





|   |   |   |  |   |
|---|---|---|--|---|
|    |    |    |    |    |
|    |    |    |    |    |
|    |    |    |    |    |
|   |   |   |   |   |
|  |  |  |  |  |
|  |  |  |  |  |
|  |  |  |  |  |
|  |   |   |  |   |

